



CATALOG 401

WALTONTM

SINCE 1908

TOOLS



for the Automotive, Mechanical and Plumbing Industries

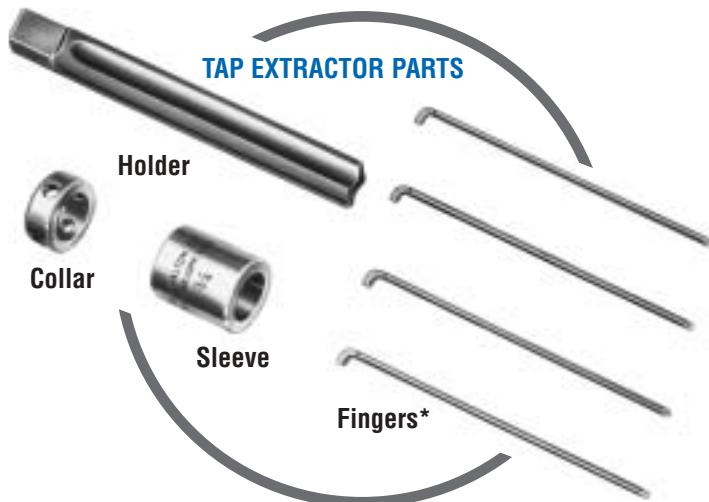
UPC No. 054808

SINGLE UNITS and REPLACEMENT PARTS

WALTON Tap Extractor Size	COMPLETE TAP EXTRACTOR				EXTRA FINGERS			
	6-Flute	4-Flute	3-Flute	2-Flute	6-Flute	4-Flute	3-Flute	2-Flute
#4 (3mm)	--	--	10043	10042	--	--	12043	12042
#5 (1/8")(3.2mm)	--	--	10053	10052	--	--	12053	12052
#6 (3.5mm)	--	10064	10063	10062	--	12064	12063	12062
#8 (4mm)	--	10084	10083	10082	--	12084	12083	12082
#10 (3/16")(5mm)	--	10104	10103	10102	--	12104	12103	12102
#12 (5.5mm)	--	10124	10123	10122	--	12124	12123	12122
1/4" (6mm)	--	10254	10253	10252	--	12254	12253	12252
9/32" (7mm)	--	10284	--	--	--	12284	--	--
5/16" (7mm, 8mm)	--	10314	10313	10312	--	12314	12313	12312
11/32"	--	10344	--	--	--	12344	--	--
3/8" (9mm, 10mm)	--	10374	10373	10372	--	12374	12373	12372
13/32" (10mm)	--	10404	--	--	--	12404	--	--
7/16" (11mm)	--	10434	10433	10432	--	12434	12433	12432
1/2" (12mm)	--	10504	10503	10502	--	12504	12503	12502
9/16" (14mm)	--	10564	10563	--	--	12564	12563	--
5/8" (16mm)	--	10624	10623	--	--	12624	12623	--
11/16" (18mm)	--	10684	--	--	--	12684	--	--
3/4" (18mm, 20mm)	--	10754	10753	--	--	12754	12753	--
7/8" (22mm)	--	10874	10873	--	--	12874	12873	--
1" (24mm, 25mm)	--	11004	11003	--	--	13004	13003	--
1 1/8" (26-28mm)	11126	11124	--	--	13126	13124	--	--
1 1/4" (30-32mm)	11256	11254	--	--	13256	13254	--	--
1 3/8" (35-36mm)	11376	11374	--	--	13376	13374	--	--
1 1/2" (38mm)	11506	11504	--	--	13506	13504	--	--

EDP Part No. shown indicates available flute style for each size. 4-Flute style supplied, where available, unless otherwise specified. Parts are not interchangeable between flute styles. Also available in Complete Production Range Sets, as shown on page 3.

*For replacement fingers, minimum package quantity is 12.



Lifetime Guarantee

The WALTON Tap Extractor (holders, collars and sleeves) is guaranteed indefinitely against breakage. All broken holders, collars and sleeves will be replaced, without charge, when mailed to Walton Corporation.

When fingers become bent or broken or are too short for further use, replacement fingers may be obtained from Newman Tools

Refer to Ordering Information on page 5.

TAP EXTRACTORS STANDARD SETS



STANDARD SETS:

Each set is packed in sturdy plastic compartmented case.

UPC No. 054808

Set No. 1 18001	Set No. 2 18002	Set No. 3 18003	Set No. 11 18011	Set No. 13 18013	Set No. 15 18015
Sizes Included					
--	--	--	--	#4*	#4*
--	--	--	1/8"*	#5*	#5*
--	--	--	--	#6*	#6*
--	--	--	--	#8	#8
3/16"	--	--	3/16"	#10	#10
--	--	--	--	#12	#12
1/4"	1/4"	--	1/4"	1/4"	1/4"
5/16"	5/16"	5/16"	5/16"	5/16"	5/16"
3/8"	3/8"	3/8"	3/8"	3/8"	3/8"
7/16"	7/16"	7/16"	7/16"	7/16"	7/16"
1/2"	1/2"	1/2"	1/2"	1/2"	1/2"
--	5/8"	9/16"	5/8"	5/8"	5/8"
--	--	5/8"	3/4"	3/4"	3/4"
--	--	--	7/8"	--	7/8"
--	--	--	1"	--	1"

* 3-Flute style supplied for sizes shown. All others in 4-Flute style.

PLASTIC SET CASES (empty):

For Set Nos. 1, 2, 3 18501

For Set Nos. 11, 13, 15 18511



STANDARD SETS: Nos. 1, 2, 3

Packed in
6-compartment
plastic case




STANDARD SETS: Nos. 11, 13, 15

Packed in 15-compartment plastic case

Here's all there is to it . . .

3 SIMPLE STEPS

for removing
broken taps
the easy way



1

Thoroughly remove all chips of the broken tap. Insert the extractor fingers into the flutes of the broken tap, pushing them gently but firmly into position.



2

Push the holder down until it touches the broken tap. Slide the sleeve down until it touches the work. (Both are important.)







3

Apply a tap wrench to the square end of the holder. Twist forward and backward a few times to loosen, then back out the broken tap.



SINGLE UNITS and REPLACEMENT PARTS

UPC No. 054808

WALTON Pipe Tap Extractor Size	COMPLETE EXTRACTOR		EXTRA FINGERS	
	5-Flute 	4-Flute 	5-Flute 	4-Flute 
1/8"	20125	20124	22125	22124
1/4"	20255	20254	22255	22254
3/8"	20375	20374	22375	22374
1/2"	20505	20504	22505	22504
3/4"	20755	--	22755	--
1"	21005	--	23005	--

EDP Part No. shown indicates available flute style for each size.

WALTON Tap Extractors, designed to fit Pipe Taps, are stocked in the standard sizes and flute styles shown above.

[Refer to Lifetime Guarantee on page 2.](#)

[Refer to Ordering Information on page 5.](#)



TAP EXTRACTORS







for STI TAPS

Helical Coil Wire Screw Thread Insert Taps



UPC No. 054808

SINGLE UNITS and REPLACEMENT PARTS

WALTON STI Extractor Size	COMPLETE TAP EXTRACTOR			EXTRA FINGERS		
	4-Flute 	3-Flute 	2-Flute 	4-Flute 	3-Flute 	2-Flute 
#4 STI	--	30043	30042	--	32043	32042
#5 STI	--	30053	30052	--	32053	32052
#6 STI	--	30063	30062	--	32063	32062
#8 STI	--	30083	30082	--	32083	32082
#10 STI	--	30103	30102	--	32103	32102
#12 STI	--	30123	30122	--	32123	32122
1/4" STI	30254	30253	30252	32254	32253	32252
5/16" STI	30314	30313	--	32314	32313	--
3/8" STI	30374	30373	--	32374	32373	--
7/16" STI	30434	--	--	32434	--	--
1/2" STI	30504	--	--	32504	--	--
9/16" STI	30564	--	--	32564	--	--
5/8" STI	30624	--	--	32624	--	--



EDP Part No. shown indicates available flute style for each size. WALTON Tap Extractors, designed to fit all wire screw thread insert STI taps, are stocked in the standard sizes and flute styles shown above.

Refer to Lifetime Guarantee on page 2.

Refer to Ordering Information below.

IMPORTANT ORDERING INFORMATION FOR ALL WALTON TAP EXTRACTORS

1. Do not use the abbreviation "EXT." on your orders. This could refer to either "Extensions" or "Extractors."
2. All orders for complete Tap Extractors and all replacement parts must clearly specify the flute style required. Each table shows, by size, the flute style for which that size is standard. Parts are not interchangeable between the different flute styles.
3. Sizes and styles not listed are considered specials and will be quoted and made on special order. A sample tap must be submitted and will be returned to you with our quote.
4. When ordering replacement parts, refer to the parts illustration on page 2 for correct part name.
5. Standard Sets contain sizes and flute styles as shown on page 3. Order by Set Number. Sets containing the same sizes but in non-standard flute styles will be made up on request at no extra charge.
6. Orders for Pipe Tap Extractors and replacement parts must clearly specify "Pipe Tap" and indicate required flute style.
7. Orders for STI Tap Extractors and replacement parts must clearly specify "STI" (Screw Thread Insert) and indicate flute style required.
8. Threads per inch need not be specified, as Tap Extractors will fit both NC and NF taps.



SET No. 9

Each set of nine Style B Tap Extensions fits 15 tap sizes and is packed in a sturdy plastic case. The set includes three hex keys and six extra socket set screws.

PLASTIC SET CASE (empty):

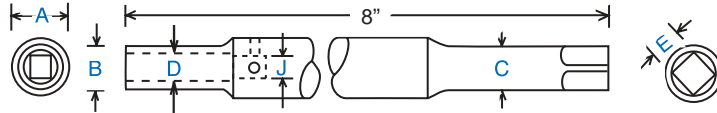
For Set No. 9 Extensions
... 40095

Refer to Ordering Information on page 8.



WALTON Tap Extensions Style B feature:

1. Accurate, easy access into hard-to-reach tapping locations. The smaller socket end OD permits the extension to pass through a standard liner bushing.
2. Construction to close tolerances and carefully heat-treated alloy steel for strength and durability. Square and round sockets conform to size standards of leading tap manufacturers.
3. A secure hold. Each extension is designed for a specific tap size. The tap, supported by the close-fitting deep socket of the extension, is held firmly in position by two socket set screws bearing 90° apart on the square of the tap.
4. Low cost. Extensions are considerably less costly than special length taps and can be used again and again.



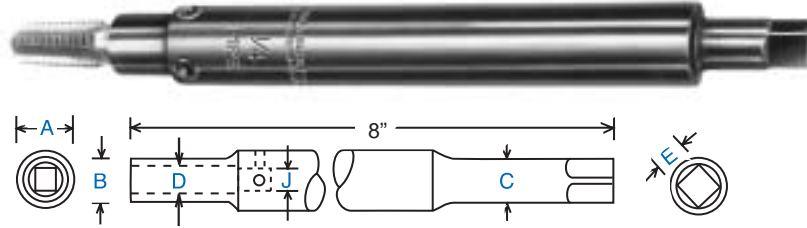
UPC No. 054808

Tap Size	EDP No.	A	B	D	J	E	C
#0-#6 (1.6-3.5mm)	40006	5/16"	.250	.142	.112	.191	.255
#8 (4mm)	40008	3/8"	.250	.169	.133	.191	.255
#10 (3/16") (4.5-5mm)	40010	3/8"	.312	.195	.154	.191	.255
#12 (5.5mm)	40012	7/16"	.312	.220	.166	.164	.219
1/4" (6mm)	40025	7/16"	.375	.256	.193	.191	.255
5/16" (7-8mm)	40031	1/2"	.437	.319	.240	.237	.318
3/8" (10mm)	40037	5/8"	.500	.382	.288	.285	.381
7/16" (11mm)	40043	5/8"	.500	.324	.244	.241	.323
1/2" (12mm)	40050	5/8"	.500	.368	.277	.274	.367
Set No. 9	40090	Complete Set of Nine Extensions					
9/16" (14mm)	40056	11/16"	.562	.430	.322	.320	.428
5/8" (16mm)	40062	3/4"	.625	.481	.361	.359	.479
11/16" (17-18mm)	40068	7/8"	.687	.544	.408	.405	.541
3/4" (18mm)	40075	7/8"	.750	.591	.443	.441	.589
13/16" (20mm)	40081	1 1/16"	.812	.654	.493	.488	.651
7/8" (22mm)	40087	1 1/16"	.906	.698	.524	.522	.696
15/16" (24mm)	40093	1 1/16"	.937	.765	.575	.570	.759
1" (25mm)	40100	1 1/16"	1.000	.801	.601	.599	.799
1 1/16" (27mm)	40106	1 3/16"	1.140	.897	.674	.671	.895
1 1/8" (27mm)	40112	1 3/16"	1.140	.897	.674	.671	.895
1 3/16" (30mm)	40118	1 3/8"	1.328	1.022	.768	.765	1.020
1 1/4" (30mm)	40125	1 3/8"	1.328	1.022	.768	.765	1.020
1 5/16" (33mm)	40131	1 1/2"	1.437	1.109	.833	.830	1.107
1 3/8" (33mm)	40137	1 1/2"	1.437	1.109	.833	.830	1.107
1 7/16" (36mm)	40143	1 3/4"	1.640	1.234	.927	.924	1.232
1 1/2" (38mm)	40150	1 3/4"	1.640	1.234	.927	.924	1.232



TAP EXTENSIONS

for PIPE TAPS



UPC No. 054808


Pipe Tap Size	EDP No.	A	B	D	J	E	C
1/16" & 1/8"	41006	5/8"	.497	.3125	.235	.233	.312
1/8"	41012	3/4"	.559	.4375	.329	.327	.437
1/4"	41025	15/16"	.715	.5625	.422	.420	.562
3/8"	41037	1 1/16"	.840	.700	.532	.530	.699
1/2"	41050	1 1/16"	.840	.6875	.516	.514	.687
3/4"	41075	1 3/16"	1.139	.912	.695	.678	.905
1"	41100	1 1/2"	1.436	1.131	.859	.842	1.124

Size range: seven tools to fit eight different sizes of Pipe Taps (4-flute and 5-flute styles) from 1/16" through 1" pipe, as listed above. Size 1/8" Pipe Taps are available with either .3125 dia. shanks or .4375 dia. shanks. We have two different sizes of Style B Pipe Tap Extensions to fit these. Please specify which size is required.

Refer to Ordering Information on page 8.

UPC No. 054808 SET SCREW & KEY SPECIFICATIONS

Extension Size	EDP No.	Screw Size	EDP No.	Key Size
#0-#6 #8 #10 (3/16")	42009	#3-48 x 3/32"	42105	.050
#12 1/4" 5/16"	42012	#8-36 x 1/8"	42107	5/64"
3/8" 7/16" 1/2" 9/16" 5/8" 1/16" PIPE 1/8" PIPE	42018	1/4-28 x 3/16"	42112	1/8"
1 1/16" - 1 1/2" and 1/4" - 1" PIPE	42025	5/16-24 x 1/4"	42115	5/32"





Each set contains two 5" long extensions, which can be used either alone (to lengthen the tap 5") or in combination (to lengthen the tap 10").

UPC No. 054808

Tap Size	EDP No.	Square Shank of Tap	Square Socket Opening	Major OD of Extension
#10 (3/16")	45010	.152 sq.	.154 sq.	.289
1/4"	45025	.191 sq.	.193 sq.	.354
5/16"	45031	.238 sq.	.242 sq.	.454
3/8" (.206 sq.)	45037	.206 sq.	.210 sq.	.404
3/8" (.286 sq.)	45038	*.286 sq.	*.290 sq.	.529
7/16"	45043	.242 sq.	.246 sq.	.454
1/2"	45050	.275 sq.	.279 sq.	.529
5/8"	45062	.360 sq.	.364 sq.	.704
3/4"	45075	.442 sq.	.446 sq.	.854
7/8"	45087	.523 sq.	.527 sq.	1.129
1"	45100	.600 sq.	.604 sq.	1.254

**The 3/8" (.286 sq.) size is more frequently used than the 3/8" (.206 sq.) size. Please specify which is required.*

WALTON Tap Extensions Style A are:

1. Quality products, accurately made of carefully heat-treated alloy steel for strength and durability.
2. Very handy for tapping in close quarters where it is difficult or impossible to turn a tap wrench.
3. Less expensive than buying special length taps.
4. Available in many sizes.
5. Resistant to wear and can be used again and again, unlike the taps that go into them.



IMPORTANT ORDERING INFORMATION FOR ALL WALTON TAP EXTENSIONS

1. Do not use the abbreviation "EXT." on your orders. This could refer to either "Extensions" or "Extractors."
2. All orders for WALTON Tap Extensions must clearly specify either "Style A" or "Style B." Please note the range of sizes available for each. Also note that Style A Extensions are only used for hand tapping.
3. The unit of packaging and pricing for Style A Extensions is a set, or pair, of two (2) per box. Style B Extensions are packaged and priced individually (except Set No. 9).
4. Special sizes or lengths will be quoted upon receipt of complete dimensional requirements, when within the range of our manufacturing capabilities.
5. Size 3/8" taps are available with either .206 sq. shanks or .286 sq. shanks. We have two different sizes of Style A Extensions to fit these two tap squares. Please specify which size is required.
6. Orders for Pipe Tap Extensions must clearly specify "Pipe Tap" and indicate "Style B."
7. Size 1/8" Pipe Taps are available with either .3125 dia. shanks or .4375 dia. shanks. We have two different sizes of Style B Pipe Tap Extensions to fit these. Please specify which size is required.

REPS – PIPE, STUD & SCREW EXTRACTORS



INDIVIDUAL SIZES and BOXED SETS

These standard extractors are for right-hand pipe and studs. They are available for left-hand thread at no extra charge. Please specify "for left-hand thread," if required.



STANDARD BOXED SETS

Have each size on hand by buying a standard set. Each set is furnished in a sturdy plastic case.

UPC No. 054808

Set No.	EDP No.	Contents
205	50205	1 each Nos. 1, 2, 3, 4, 5
206	50206	1 each Nos. 1, 2, 3, 4, 5, 6
207	50207	1 each Nos. 1, 2, 3, 4, 10, 5, 6
210	50210	1 each of all 10 sizes

INDIVIDUAL SIZES

Recommended sizes for pipe, stud and screw extractors

UPC No. 054808

Extractor No.	EDP No.	For Broken Pipe	For Broken Stud or Screw
1	50001	1/8"	3/8"
2	50002	1/4"	1/2"
3	50003	3/8"	5/8" or 3/4"
4	50004	1/2"	--
10	50010	--	7/8" or 1"
5	50005	3/4"	1 1/8" or 1 1/4"
6	50006	1"	1 1/2" or 1 3/4"
7	50007	1 1/4"	2"
8	50008	1 1/2"	2 1/4" or 2 1/2"
9	50009	2"	3" or 3 1/2"

SET No. 210 shown



PLASTIC SET CASES (empty):

For Set Nos. 205, 206, 207 50505

For Set No. 210 50510

Extract Broken Pipes, Studs and Screws Quickly and Easily with REPS

With REPS Extractors on hand, you are assured that expensive machinery will not be damaged by makeshift methods of removing broken pipes and studs. REPS Extractors work by pulling, rather than reaming, and are designed for strength, durability and easy handling.

A set of REPS Extractors will save time, money and equipment in machine shops, manufacturing plants, industrial plants, rail and bus lines and countless other places where machine and equipment maintenance plays a key role in day-to-day operations.

REPS Pipe and Stud Extractors do the job quickly and easily, an important factor when time is critical. A complete set of ten extractors fits every size and class of pipe from 1/8" to 2". The same set of tools fits every stud and screw from 3/8" to 3 1/2". These extractors will save you many times their moderate cost.

FEATURES:

- Four-point grip, which assures strong bite
- Shallow grip, which lessens expansion and jamming
- Instant release from bite after job is completed
- Rust-resistant black oxide finish

ERGONOMIC FILE HANDLE

for COMFORTABLE PRODUCTION FILING



Fit the tool to the worker . . .

The WALTON Ergonomic File Handle's design incorporates the natural wrist angle of approximately 35 degrees. The handle is constructed such that the tool's axis is better aligned with the forearm, significantly reducing muscle fatigue. It allows the operator to rotate the arm slightly to change the angle of the file, while still applying the necessary pressure to keep the file in contact with the work piece. Studies show that even repetitive filing jobs have become more comfortable, safe and efficient as a result of this design.

Ergonomically safe designs are being studied and used to reduce or eliminate fatigue, discomfort and stressors. Cumulative Trauma Disorders (CTDs) are an occupational illness of which industry is becoming more aware, and ergonomic tools are becoming more important.

The grooved surface of the WALTON Ergonomic File Handle provides a perfect non-slip grip for the hand. Its slightly bulging midsection is cradled comfortably in the palm of even a small hand.

The WALTON Ergonomic File Handle makes repetitive filing tasks even more comfortable to perform, while helping to reduce CTDs. Better production may be achieved with less lost time.

Protect your workers while making them more comfortable and efficient . . . TODAY!



INSTRUCTIONS:

Insert the file tang into the lateral hole closest to the end of the aluminum handle. If the tang protrudes through the soft grip, you must grind off enough to allow it to go through the aluminum only (so that it is held securely in place), but not so far as to injure the operator's hand.

Next, alternately tighten the internal screws to lock the file into the handle.

UPC No. 054808 *File not included.*

File Handle EDP No.	Fits File
70561	4"
70562	6" & 8"
70563	10" & 12"
70564	14"
70570	Replacement Grip

Replacement screws and finger guard also available.





WALTONTM
COMPANY



www.newmantools.com tel 1-800-465-1384 fax 1-800-605-2442



Stocked & Distributed By:

Newman Tools Inc.
185 Iber Rd.
Ottawa, Ontario, Canada K2S 1E7
Tel 613-836-6776 Fax 613-836-9070